

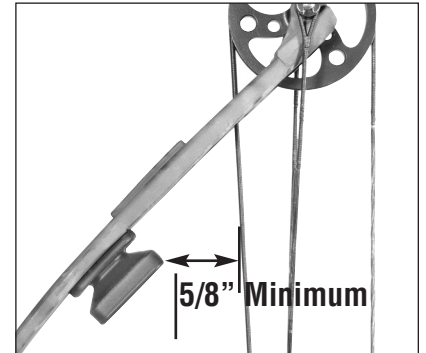
ThunderBlox™ Solid Limb Model Installation Instructions

Your bow should be at room temperature for at least one hour before and during installation.

1. Use this checklist to locate the best place to mount the ThunderBlox. This model can be mounted on the front or rear face of the limb - whatever your preference.

Checklist:


- a. The ThunderBlox should be positioned close to but no closer than 5/8" from the cable (Picture 1). Exact location varies depending on limb design.
- b. The ThunderBlox should be centered between the left and right limb sections, and the edges of the ThunderBlox should be parallel to the outside edges of the limb sections (Pictures 2A & 2B).




Picture 1




**Mounted on
Front Limb Face**
Picture 2A



**Mounted on
Back Limb Face**
Picture 2B



Picture 3A



Picture 3B

Wrong!

- c. The ThunderBlox should be positioned on a flat surface avoiding uneven and highly curved areas of the limb (Picture 3A & 3B).
- d. On bows that have limb buttons, ThunderBlox should be no closer than 5/8" from limb buttons (Picture 4).

2. **IMPORTANT** - Clean the area with enclosed alcohol wipe. Let the bow dry thoroughly.
3. Without removing the paper backing, place the ThunderBlox in the spot you've chosen on each limb and trace the outline using a pencil.
4. Remove the paper backing and carefully place the ThunderBlox in the traced outline. Please press firmly in the center and around all the edges. You can start shooting in only 5 minutes. The adhesive will reach maximum strength in 24 hours.



Picture 4

TOTAL SATISFACTION GUARANTEED - PRODUCT WARRANTY

"If you are not totally satisfied with the performance of THUNDERBLOX® return it to New Archery Products Corp. for a replacement." Send the defective THUNDERBLOX® vibration dampening product to: *New Archery Products Corp., Attention: THUNDERBLOX® Lifetime Warranty, 7500 Industrial Drive, Forest Park, Illinois 60130*

New Archery Products Corp. will ship replacement products within a reasonable time after receiving a defective product from its purchaser.

You are now ready to enjoy quieter hunting and shooting with less noise and vibration.